











# INVENT THE SUMMER

## Week 7: Create a Building

### 1 Complete the Challenge.

Make a model of a building you would like to see in Invent-The-Summerville.

The Rules	
You CAN:	You CAN'T:
<ul style="list-style-type: none"> <li>✓ You can use any materials you want to build your structure and hold it together.</li> <li>✓ You can create any kind of building you want. It can be a replica of an existing building, or a completely new design.</li> <li>✓ Get creative! You can add color or texture to make your building more realistic.</li> </ul>	<ul style="list-style-type: none"> <li>✗ You can't lean your building against a wall or hang it from the ceiling. It must be freestanding</li> <li>✗ You can't use any pre-made model or pre-made building equipment</li> <li>✗ You can't just cut out a picture of your building and tape it to a box</li> </ul>
<p>Once you're done, take us on a tour of your building. Tell us and the Invent The Summerville engineers about any interesting architectural features.</p>	
 <b>Our tips to avoid angry parents</b> 	
DON'T	DO:
<ul style="list-style-type: none"> <li> Don't get frustrated if your building collapses. Keep trying!!</li> <li> Don't block a door or hallway</li> <li> Don't trap anyone inside your building.</li> </ul>	<ul style="list-style-type: none"> <li> Get permission to use your materials.</li> <li> Clean up after yourself. Always leave your workspace cleaner than you found it.</li> <li> Create a fake address for your building. We don't want to know where you live!</li> </ul>

## 2 Create a video of your solution.

Try to keep your video under 90-seconds long and include the following:

- How does your solution work?
- What materials did you use?
- Did you have to overcome any problems?

You can see tips to creating great entry videos [here](#).

Your video will be visible to anyone with an internet connection, so it's important to protect your privacy and stay safe. See our [website](#) for more information.

## 3 Enter the contest by 9:00pm ET on August 4, 2024.

Ask a parent to upload your video to our website using our [online entry form](#).

All contest entries will receive 1 point for our big end-of-the-summer prize drawing! You can earn bonus points for:

- Completing our weekly online STEM course - 1 point
- Entering an Epic Fail - 1 point
- Getting a friend to participate in their first ever Invent the Summer challenge (make sure they give you credit) - 5 points
- Completing 3 challenges in a row - 3 points
- Completing 5 challenges - 5 points
- Completing ALL 8 challenges - 5 points

## 4 View other solutions and VOTE!

You can see all the solutions and vote for your favorites from 12:00pm ET on Monday, August 5 until 3:00pm on Tuesday, August 6. See our [voting rules](#) for more

## 5 Winners announced by 8:00pm on August 6!

**Audience Choice Award:** Goes to the solution with the most online votes.

**Board Choice Awards:** Selected by the Junior Board of Engineers. Solutions will be judged on originality, execution, and presentation.

**Epic Fail Award:** Show us your failed attempts! This award goes to the most impressive failure of the week.

Winners receive their choice of an *Invent the Summer* t-shirt, bag, or notebook.