











INVENT THE SUMMER

Week 4: Get the Chore Done!

1 Complete the Challenge.

Create a device that will make doing your chore easier, or at least more fun! This device can help you in any way, as long as it helps you finish your chore!

The Rules	
You CAN:	You CAN'T:
<ul style="list-style-type: none"> ✓ You can use any materials you want to build your device. ✓ You can choose any chore that you want to make easier. ✓ It's ok if your creation makes the chore take longer, as long as it also makes your chore easier or more fun to do. 	<ul style="list-style-type: none"> ✗ You can't just recreate an existing tool and put your name on it. Create something original using your imagination! ✗ You can't repurpose something that already exists to complete your chore. ✗ Your device can't be your younger sibling or something that forces someone else to do the chore for you.
Once you're done, see if you can make cool multi-purpose features for your device. Can you use it to complete a different chore!	
 Our tips to avoid angry parents 	
DON'T	DO:
<ul style="list-style-type: none">  Don't break something to get parts or materials for your device.  Don't leave the rest of your chores unfinished because you think your device will magically do them by itself.  Don't create an even bigger mess than you started with by using your device. 	<ul style="list-style-type: none">  Make sure you actually finish your chores!  Help around the house using your new device.  Share your device with other people to make their jobs easier too!

2 Create a video of your solution.

Try to keep your video under 90-seconds long and include the following:

- How does your solution work?
- What materials did you use?
- Did you have to overcome any problems?

You can see tips to creating great entry videos [here](#).

Your video will be visible to anyone with an internet connection, so it's important to protect your privacy and stay safe. See our [website](#) for more information.

3 Enter the contest by 9:00pm ET on July 14, 2024.

Ask a parent to upload your video to our website using our [online entry form](#).

All contest entries will receive 1 point for our big end-of-the-summer prize drawing! You can earn bonus points for:

- Completing our weekly online STEM course - 1 point
- Entering an Epic Fail - 1 point
- Getting a friend to participate in their first ever Invent the Summer challenge (make sure they give you credit) - 5 points
- Completing 3 challenges in a row - 3 points
- Completing 5 challenges - 5 points
- Completing ALL 8 challenges - 5 points

4 View other solutions and VOTE!

You can see all the solutions and vote for your favorites from 12:00pm ET on Monday, July 15 until 3:00pm on Tuesday, July 16. See our [voting rules](#) for more information.

5 Winners announced by 8:00pm on July 15!

Audience Choice Award: Goes to the solution with the most online votes.

Board Choice Awards: Selected by the Junior Board of Engineers. Solutions will be judged on originality, execution, and presentation.

Epic Fail Award: Show us your failed attempts! This award goes to the most impressive failure of the week.

Winners receive their choice of an *Invent the Summer* t-shirt, bag, or notebook.