












# INVENT THE SUMMER

## Week 3: Snack Machine

### 1 Complete the Challenge.

Build a snack machine that gives the user the snack they want. Get creative! This can be simple, complex, or ridiculous!

The Rules	
You CAN:	You CAN'T:
<ul style="list-style-type: none"> <li>✓ You can make your machine any size. No need to make it full-size!</li> <li>✓ You can dispense any type of food: real or fake.</li> <li>✓ Think outside the box - dispense the snacks any way you want - even if it's not realistic to use in the real world.</li> </ul>	<ul style="list-style-type: none"> <li>✗ You can't touch the snack with your hands until the machine dispenses it to you.</li> <li>✗ You can't use a pre-made snack machine.</li> <li>✗ You can't just use a snack box, your device actually has to dispense the snack.</li> </ul>
<p>Test the boundaries of your machine! Does the size, shape, or weight of a snack make a difference in how well the machine works?</p>	
 <b>Our tips to avoid angry parents</b> 	
DON'T	DO:
<ul style="list-style-type: none"> <li> Don't have a contest to see who can eat the most junk food from your machine.</li> <li> Don't leave the snacks lying around for pets to pick up.</li> <li> Don't have your machine throw snacks all over the place.</li> <li> Don't steal snacks from your siblings or friends!</li> </ul>	<ul style="list-style-type: none"> <li> Build your machine in a place out of the way of other things.</li> <li> Ask which foods you can use BEFORE you load them into the machine.</li> <li> Let your parents use your snack machine for free.</li> </ul>

## 2 Create a video of your solution.

Try to keep your video under 90-seconds long and include the following:

- How does your solution work?
- What materials did you use?
- Did you have to overcome any problems?

You can see tips to creating great entry videos [here](#).

Your video will be visible to anyone with an internet connection, so it's important to protect your privacy and stay safe. See our [website](#) for more information.

## 3 Enter the contest by 9:00pm ET on July 7, 2024.

Ask a parent to upload your video to our website using our [online entry form](#).

All contest entries will receive 1 point for our big end-of-the-summer prize drawing! You can earn bonus points for:

- Completing our weekly online STEM course - 1 point
- Entering an Epic Fail - 1 point
- Getting a friend to participate in their first ever Invent the Summer challenge (make sure they give you credit) - 5 points
- Completing 3 challenges in a row - 3 points
- Completing 5 challenges - 5 points
- Completing ALL 8 challenges - 5 points

## 4 View other solutions and VOTE!

You can see all the solutions and vote for your favorites from 12:00pm ET on Monday, July 8 until 3:00pm on Tuesday, July 9. See our [voting rules](#) for more information.

## 5 Winners announced by 8:00pm on July 9!

**Audience Choice Award:** Goes to the solution with the most online votes.

**Board Choice Awards:** Selected by the Junior Board of Engineers. Solutions will be judged on originality, execution, and presentation.

**Epic Fail Award:** Show us your failed attempts! This award goes to the most impressive failure of the week.

Winners receive their choice of an *Invent the Summer* t-shirt, bag, or notebook.