











# INVENT THE SUMMER

## Week 5: Protect the Pringle

### 1 Complete the Challenge.

Your goal this week is to protect a Pringle from a falling weight. It cannot crack, crumble, or be eaten by your sibling.

The Rules	
<b>You CAN:</b>	<b>You CAN'T:</b>
<ul style="list-style-type: none"> <li>✓ You can use anything as a weight and drop the weight from any height.</li> <li>✓ You can use any kind of chip, as long as it's fragile.</li> <li>✓ You can protect the chip in any way. Get creative!</li> </ul>	<ul style="list-style-type: none"> <li>✗ You can't just replace your Pringle if it breaks in the middle of your video.</li> <li>✗ Don't just make a box or place a pre-made box or cup on top of your chip.</li> <li>✗ You can't interfere with the weight once it's started falling. So no blocking the chip or catching the weight with your hand.</li> </ul>
<p>Once you have good protection for the Pringle, see how much weight you can add until it no longer works. Then see if you can improve the solution to withstand even more weight!</p>	
<p> <b>Our tips to avoid angry parents</b> </p>	
<b>DON'T</b>	<b>DO:</b>
<ul style="list-style-type: none"> <li> Don't leave Pringles or crumbs everywhere.</li> <li> Don't drop the weight on your toe or anyone else's toe.</li> <li> Don't eat all of your chips.</li> </ul>	<ul style="list-style-type: none"> <li> Make sure to keep your chips away from pets and siblings.</li> <li> Be careful with the weight you are dropping on your contraption.</li> <li> Put something under your Pringle. If it gets smashed, it will be easier to clean up.</li> </ul>



## 2 Create a video of your solution.

Try to keep your video under 90-seconds long and include the following:

- How does your solution work?
- What materials did you use?
- Did you have to overcome any problems?

Your video will be visible to anyone with an internet connection, so it's important to protect your privacy and stay safe. See our [website](#) for more information.

## 3 Enter the contest by 9:00pm ET on July 23, 2023.

Ask a parent to upload your video to our website using our [online entry form](#).

**\*\*\*Do not upload your video to YouTube or Vimeo. Submit the original file.\*\*\***

All contest entries will receive 1 point for our big end-of-the-summer prize drawing! You can earn bonus points for:

- Getting a friend to participate in their first ever Invent the Summer challenge (make sure they give you credit) - 5 points
- Completing 3 challenges in a row - 3 points
- Completing 5 challenges - 5 points
- Completing ALL 8 challenges - 5 points

## 4 View other solutions and VOTE!

You can see all the solutions and vote for your favorites from 8:00am ET on Monday, July 24 until 5:00pm, Tuesday, July 25. See our [voting rules](#) for more information.

## 5 Winners announced by 8:00pm on July 25!

**Audience Choice Award:** Goes to the solution with the most online votes.

**Board Choice Awards:** Selected by the Junior Board of Engineers. Solutions will be judged on originality, execution, and presentation.

**Epic Fail Award:** Show us your failed attempts! This award goes to the most impressive failure of the week.

Winners receive their choice of an *Invent the Summer* t-shirt, bag, or notebook.