











# INVENT THE SUMMER

## Week 4: Clean the Environment

### 1 Complete the Challenge.

Your goal this week is to create a device to clean up something that doesn't belong in the environment - such as trash, oil, or chemicals. You can clean land, water, or an environment of your own creation.



The Rules	
You CAN:	You CAN'T:
<ul style="list-style-type: none"> <li>✓ You can create a clean-up device, vehicle, filter or anything else to clean any kind of environment.</li> <li>✓ The world doesn't need more trash! Try to use recycled materials.</li> <li>✓ You can create your own dirty environment by adding paper, confetti or other items.</li> </ul>	<ul style="list-style-type: none"> <li>✗ You can't use a pre-made devices.</li> <li>✗ You can't pretend to clean an environment that is already clean.</li> <li>✗ Don't use your hands to clean up the litter or debris. Seriously, you don't know where that trash has been!</li> </ul>
Once you're done, test your invention in the real world. Try cleaning up your local park or your own backyard. You can make a positive impact!	
 <b>Our tips to avoid angry parents</b> 	
DON'T	DO:
<ul style="list-style-type: none"> <li> Don't clog your bathroom sink or tub.</li> <li> Don't bring trash into the house.</li> <li> Don't create a giant mess and then leave without picking it up.</li> </ul>	<ul style="list-style-type: none"> <li> Get permission to use your materials.</li> <li> Clean up trash outside, or get permission from your parents to do it inside.</li> <li> Use safe materials and test your device in a safe way.</li> </ul>

## 2 Create a video of your solution.

Try to keep your video under 90-seconds long and include the following:

- How does your solution work?
- What materials did you use?
- Did you have to overcome any problems?

Your video will be visible to anyone with an internet connection, so it's important to protect your privacy and stay safe. See our [website](#) for more information.

## 3 Enter the contest by 9:00pm ET on July 16, 2023.

Ask a parent to upload your video to our website using our [online entry form](#).

**\*\*\*Do not upload your video to YouTube or Vimeo. Submit the original file.\*\*\***

All contest entries will receive 1 point for our big end-of-the-summer prize drawing! You can earn bonus points for:

- Getting a friend to participate in their first ever Invent the Summer challenge (make sure they give you credit) - 5 points
- Completing 3 challenges in a row - 3 points
- Completing 5 challenges - 5 points
- Completing ALL 8 challenges - 5 points

## 4 View other solutions and VOTE!

You can see all the solutions and vote for your favorites from 8:00am ET on Monday, July 17 until 5:00pm, Tuesday, July 18. See our [voting rules](#) for more information.

## 5 Winners announced by 8:00pm on July 18!

**Audience Choice Award:** Goes to the solution with the most online votes.

**Board Choice Awards:** Selected by the Junior Board of Engineers. Solutions will be judged on originality, execution, and presentation.

**Epic Fail Award:** Show us your failed attempts! This award goes to the most impressive failure of the week.

Winners receive their choice of an *Invent the Summer* t-shirt, bag, or notebook.