











INVENT THE SUMMER

Week 3: Water Cleaning Device

1 Complete the Challenge.

Design a device of any type that will help clean a body of water. It can remove trash or waste from the water, help make the water clearer, or make it safe for drinking.

For kids
12 and
under!

The Rules	
You CAN:	You CAN'T:
<ul style="list-style-type: none"> ✓ Clean the water any way you want. It's up to you to decide how you want to help the environment. ✓ Brag! Show us the difference between your clean and dirty water. ✓ Use any body of water you want, even if you have to create your own dirty water. 	<ul style="list-style-type: none"> ✗ Start with clean water. We want to see a before and after! ✗ Use any premade or store-bought water cleaning devices. ✗ Have your invention get damaged by water. It must be reusable.
Test your device in different bodies of water, or try cleaning up different types of pollutants. How much of a difference can you make?	
 Our tips to avoid angry parents 	
DON'T	DO:
<ul style="list-style-type: none">  Spill water everywhere.  Get your dirty water from the sewer or storm drain.  Leave out all of you supplies for your counselors to clean up. 	<ul style="list-style-type: none">  Clean up any water you do spill.  Ask your counselors to make sure the body of water is safe.  Ask before you use materials that you might get wet.

2 Create a video of your Water Cleaning Device.

Try to keep your video under 1-minute long and include the following:

- The name of your solution.
- How does it work?
- What kind of materials did you use?
- Did you have any problems figuring out the solution?
- What was the biggest lesson you learned?

Remember, your video will be visible to anyone with an internet connection, so it's important to protect your privacy and stay safe. [Click here](#) to see our video submission and safety tips.

3 Enter the contest by 9:00pm EST on July 11, 2021.

Ask a parent to upload your video to [YouTube](#) or [Vimeo](#). Then use our [online entry form](#) to send us the link. All entries must be completed by a parent or legal guardian.

All contest entries will receive **1** ticket for our big end-of-the-summer prize drawing! You can receive bonus tickets anytime someone enters their first *Invent the Summer* challenge and credits you for telling them about us!

**All videos will be reviewed prior to publishing online to ensure the content is appropriate for all ages.*

4 View other solutions and VOTE!

You can see all the solutions and vote for your favorites from 8:00am EST on Monday, July 12 until 5:00pm EST on Tuesday, July 13. See our [voting rules](#) for more information.

5 Winners announced by 8:00pm on July 13!

Audience Choice Award: Goes to the solution with the most votes.

Editor's Choice Award: Selected by the Junior Board of Engineers. Solutions will be judged on originality, execution and presentation.

Winners receive their choice of an *Invent the Summer* t-shirt or drawstring bag.