











INVENT THE SUMMER

Week 4: Moving Boat

1 Complete the Challenge.

Build a boat that can actually move through water without you touching it (either directly or with an implement) after placing it into the water.

For kids 12 and under!

| The Rules | |
|--|---|
| You CAN: | You CAN'T: |
| <ul style="list-style-type: none"> ✓ You can use any materials you want to build your boat. ✓ You can propel your boat any way you want, as long as you don't touch it. ✓ You can use any body of water that works for you: a bath tub, sink, lake, pond or puddle are good options. | <ul style="list-style-type: none"> ✗ Assist the boat with your hand or any other part of your body. No pushing it with something else either. ✗ Use a premade or store bought boat. ✗ Push water against the boat or make waves to get it to move. ✗ Use anything electric near water. |
| <p>Once you figure out how to make your boat move, see how far or how fast you can get it to go.</p> | |
| <p> Our tips to avoid angry parents </p> | |
| DON'T | DO: |
| <ul style="list-style-type: none">  Build your boat in the middle of kitchen while your parents are cooking.  Create a body of water where it shouldn't be.  Use a toilet as your body of water. | <ul style="list-style-type: none">  Ask before you use materials that you plan to get wet.  Try to avoid spilling water all over the place.  Clean up any water you do spill! |

2 Create a video of your Moving Boat.

Try to keep your video under 1-minute long and include the following:

- The name of your solution.
- How does it work?
- What kind of materials did you use?
- Did you have any problems figuring out the solution?
- What was the biggest lesson you learned?

Remember, your video will be visible to anyone with an internet connection, so it's important to protect your privacy and stay safe. [Click here](#) to see our video submission and safety tips.

3 Enter the contest by 9:00pm EST on July 26, 2020.

Ask a parent to upload your video to [YouTube](#) or [Vimeo](#). Then use our [online entry form](#) to send us the link. All entries must be completed by a parent or legal guardian.

All contest entries will receive **1** ticket for our big end-of-the-summer prize drawing! You can receive bonus tickets anytime someone enters their first *Invent the Summer* challenge and credits you for telling them about us!

**All videos will be reviewed prior to publishing online to ensure the content is appropriate for all ages.*

4 View other solutions and VOTE!

You can see all the solutions and vote for your favorites from 8:00am EST on Monday, July 27 until 5:00pm EST on Tuesday, July 28. See our [voting rules](#) for more information.

5 Winners announced by 8:00pm on July 28!

Audience Choice Award: Goes to the solution with the most votes.

Editor's Choice Award: Selected by the Junior Board of Engineers. Solutions will be judged on originality, execution and presentation.

Winners receive their choice of an *Invent the Summer* t-shirt or drawstring bag.